




Make your own piggy bank!

Steps for making a piggy bank

- Ingredients:**
 Bottle
 Scissors
 Glue
 Coloured paper
 Felt
 Caps



Make piggy bank!

1 Remove the label and cut the bottle in half. Cut the capped half in half again.

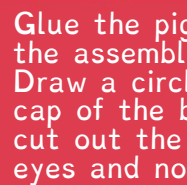


2 Make two small holes for the ears in the capped part you have left. Cut ears out of paper.

3 Using the removed bottle label as a template, draw a circle around the pig's fur and cut it out.



4 Make notches in the rim of the bottle and then fit the two bottles together.



5 Glue the pig's hair onto the assembled bottles. Draw a circle around the cap of the bottle and cut out the nose. Draw eyes and nostrils for the pig.

5



6

6 Cut a coin box in the pig's back and glue the pig's legs on using 4 caps.

Watch the video and create together!

<https://youtu.be/AkK4eY5QSc4>



Make your own traveler's bag!

Ingredients: t-shirt, scissors, ruler



Watch the video and create together!

<https://youtu.be/Y7dzB4-82zw>

Make your own traveller's paradise!

1 You will need a T-shirt, scissors and a ruler.

1



2

2 Cut off the sleeve and cut around the neck of the T-shirt.

3 Using your ruler, cut 5-10 cm long vertical strips.

3



4

4 Hold the strip and pull until it stretches out. Then repeat with the other strips.

5 Tie tight square knots at the bottom of the bag until you're done!

5




6

6 Show off your bags!



Create a bird feeder from recycled materials!

Ingredients:
 Cardboard box
 Glue
 Colored paper
 Scissors
 String



Make bird feeders from recycled materials!

1
 Glue the flask
 and then place
 the wrapping
 paper around it.




2
 Cut a hole in the
 feeder.




3
 Make a small hole
 under the opening,
 then make a similar
 hole in the other side
 of the bottle and
 insert the branch.



4
 Drill two holes in
 the top of the
 bottle opposite each
 other, then thread
 the twine through
 and knot.



5
 When you're
 ready, fill it with
 birdseed and take
 it outside to a
 tree.



Watch the video and create
 together!

<https://youtu.be/S5KGs4a18rM>