

VUK ALL TOPICS

S7
T1-5
D1-9
L1 P1



Goals of the lesson:

- warm up, introduction, decision making
- choosing the processable text segment
- development of creativity

<p>Activity Briefly introduce the whole 5 lesson long project</p> <p>Create groups: divide the class into 4 groups</p> <p>Read the summary text</p> <p>Decide the tasks to be fulfilled</p>	<p>Method/Interaction Frontal information</p> <p>Use group forming ideas from the GTG (appointing, drawing...)</p> <p>Reading frontally, in groups, or individually</p> <p>Let the group choose, or conduct their choice yourself</p>	<p>Output Students think in terms of a 5 lesson long period</p> <p>Homogenous or heterogenous groups according to your aims</p> <p>Letting students imagine what could happen just from these few lines.</p>	<p>1. Preparation</p>
			<p>Time needed: 10 minutes</p>
			<p>Needed material: the summary text</p> <p>This is the story of an orphaned little fox, whose parents were killed by hunters and their dogs. His uncle raises him and teaches him how to survive in the forest. The conflict between the foxes and the hunters is full of humorous stories.</p>

<p>Activity Working on the chosen task</p>	<p>Method/Interaction The groups' goal is to represent the scene within the task through drawing, arts & crafts, building, etc. Allow them to use their creativity: their perspective will help them to prepare for the forthcoming lessons.</p> <p>Pay attention to how cooperation in the group works! Help to distribute the tasks and materials if needed!</p>	<p>Output Do not expect wonderful artworks. This task is a kind of brainstorming, in which everyone can explore and learn through errors.</p>	<p>2. Work on the chosen task</p>
			<p>Time needed: 25 minutes</p>
			<p>Needed materials Task sheet, ideas pages Any kind of tools and materials can be used:</p> <ul style="list-style-type: none"> • Drawing, arts and crafts • ArTeC Blocks • Cardboard • Recycled materials – ask them to bring to school magazines, clean and reusable „garbage“ from home. Bring some stuff yourself too!

<p>Activity Presentation</p> <p>Evaluation</p>	<p>Method/Interaction Each groups present their work</p> <p>Discuss with them how their cooperation and group work went Ask them to name something that they liked in another group's work</p>	<p>Evaluation Evaluate the process (flow, autonomy etc.), the originality (variety of ideas, used materials) and particularly manual ability (precision, efficiency, corners, lines...).</p>	<p>3. Evaluation</p>
			<p>Time needed: 10 minutes</p>

VUK ALL TOPICS

S7
T1-5
D1-9
L1 P2



Goals of the lesson:

- warm up, introduction, decision making
- choosing the processable text segment
- development of creativity

In this introduction, prepare students by letting them figure out what could happen just from these few lines.

The summary:


This is the story of an orphaned little fox, whose parents and siblings were killed by hunters and their dogs. His uncle raises him and teaches him how to survive in the forest. The conflict between the foxes and the hunters is full of humorous stories.

Reading the summary:

- children can read the summary individually
- one can read loudly for the group
- or you can read loudly for the whole class


Choosing the task:

- The chosen task influences which part of the text the group will elaborate during lesson 2-4.
 - Groups can choose the task themselves. Try to influence them to choose different tasks!
 - You can distribute the tasks between each group yourself. This way you can plan the tasks of lesson 2-4. at the beginning of the project.
- To see what skills can be developed by each task, see the next pages!
- Let the children use their creativity! The aim is not to copy the solutions in the Idea Bazaar! These are only intended to be hints!
- Their perspective will help them to prepare for the forthcoming lessons.




Co-funded by the Erasmus+ Programme of the European Union

VUK

Group: 


S7
L1
P1

 This is the story of an orphaned little fox, Vuk, whose parents and siblings were killed by hunters and their dogs. His uncle Karack raises him and teaches him how to survive in the forest. The conflict between the foxes and the hunters is full of humorous stories.

I work on:

I1


It is often useful to record important information in graphic form. Make a nice diagram of Vuk's family tree, or of food chains!



Use different materials, work on paper or make a three-dimensional creation! Use the text of the novel and other books in the library.

I2


The animals in the story must be able to navigate well. Make a map, imagine yourself in Wuhur's place or help Vuk get out of the wheat field!



Use creative materials, objects in the room, the maze on sheet I2!

I3

Do arts and crafts! Make masks, fold bookmarks, bring animals to life in pictures made of pressed leaves!



Use colour paper, recycled materials, textiles, glue, crayons!

What can you find in the Idea Bazaar?

- Different idea sheets for the warm-up tasks
- On these sheets you can find
 - Arts and crafts ideas (making paper bookmarks),
 - Building guides for ArTeC blocks,
 - MAZE worksheet,
 - TRACKS memory cards,
 - FOREST memory cards,
 - Situation cards,
 - Useful links,
 - Focuses.